

# INTERNATIONAL STANDARD

---

**Connectors for electrical and electronic equipment –  
Part 2: Detail specification for 2-way, shielded or unshielded, free and fixed  
connectors: mechanical mating information, pin assignment and additional  
requirements for type 2**

INTERNATIONAL  
ELECTROTECHNICAL  
COMMISSION

---

ICS 31.220.10

ISBN 978-2-8322-9778-0

**Warning! Make sure that you obtained this publication from an authorized distributor.**

## CONTENTS

FOREWORD.....	3
INTRODUCTION.....	5
1 Scope.....	7
2 Normative references .....	7
3 Terms and definitions .....	8
4 Common features and typical connector pair .....	8
4.1 Mating information .....	8
5 Characteristics .....	14
5.1 General.....	14
5.2 Pin assignment .....	15
5.3 Classification into climatic category .....	15
5.4 Electrical characteristics .....	15
5.5 Transmission characteristics .....	16
5.6 Mechanical characteristics .....	17
6 Tests and test schedule.....	17
6.1 General.....	17
6.2 Arrangement for interface contact resistance measurement .....	18
6.3 Arrangement for vibration test.....	19
6.4 Test procedures and measuring methods.....	19
6.5 Preconditioning .....	19
6.6 Test schedules.....	19
Bibliography.....	21
Figure 1 – Relationships between the IEC 63171 series and their related references.....	5
Figure 2 – Shielded fixed connector details.....	9
Figure 3 – Unshielded fixed connector details .....	11
Figure 4 – Shielded free connector .....	12
Figure 5 – Unshielded free connector .....	14
Figure 6 – Fixed connector pin assignment (front view of connector) .....	15
Figure 7 – Arrangement for interface contact resistance measurement .....	18
Figure 8 – Arrangement for vibration test .....	19
Table 1 – Dimensions for Figure 2 and Figure 3.....	10
Table 2 – Dimensions for Figure 4 and Figure 5.....	13
Table 3 – Creepage and clearance distances.....	16

## INTERNATIONAL ELECTROTECHNICAL COMMISSION

**CONNECTORS FOR ELECTRICAL AND ELECTRONIC EQUIPMENT –****Part 2: Detail specification for 2-way, shielded or unshielded,  
free and fixed connectors: mechanical mating information,  
pin assignment and additional requirements for type 2**

## FOREWORD

- 1) The International Electrotechnical Commission (IEC) is a worldwide organization for standardization comprising all national electrotechnical committees (IEC National Committees). The object of IEC is to promote international co-operation on all questions concerning standardization in the electrical and electronic fields. To this end and in addition to other activities, IEC publishes International Standards, Technical Specifications, Technical Reports, Publicly Available Specifications (PAS) and Guides (hereafter referred to as “IEC Publication(s)”). Their preparation is entrusted to technical committees; any IEC National Committee interested in the subject dealt with may participate in this preparatory work. International, governmental and non-governmental organizations liaising with the IEC also participate in this preparation. IEC collaborates closely with the International Organization for Standardization (ISO) in accordance with conditions determined by agreement between the two organizations.
- 2) The formal decisions or agreements of IEC on technical matters express, as nearly as possible, an international consensus of opinion on the relevant subjects since each technical committee has representation from all interested IEC National Committees.
- 3) IEC Publications have the form of recommendations for international use and are accepted by IEC National Committees in that sense. While all reasonable efforts are made to ensure that the technical content of IEC Publications is accurate, IEC cannot be held responsible for the way in which they are used or for any misinterpretation by any end user.
- 4) In order to promote international uniformity, IEC National Committees undertake to apply IEC Publications transparently to the maximum extent possible in their national and regional publications. Any divergence between any IEC Publication and the corresponding national or regional publication shall be clearly indicated in the latter.
- 5) IEC itself does not provide any attestation of conformity. Independent certification bodies provide conformity assessment services and, in some areas, access to IEC marks of conformity. IEC is not responsible for any services carried out by independent certification bodies.
- 6) All users should ensure that they have the latest edition of this publication.
- 7) No liability shall attach to IEC or its directors, employees, servants or agents including individual experts and members of its technical committees and IEC National Committees for any personal injury, property damage or other damage of any nature whatsoever, whether direct or indirect, or for costs (including legal fees) and expenses arising out of the publication, use of, or reliance upon, this IEC Publication or any other IEC Publications.
- 8) Attention is drawn to the Normative references cited in this publication. Use of the referenced publications is indispensable for the correct application of this publication.
- 9) Attention is drawn to the possibility that some of the elements of this IEC Publication may be the subject of patent rights. IEC shall not be held responsible for identifying any or all such patent rights.

IEC 63171-2 has been prepared by subcommittee 48B: Electrical connectors, of IEC technical committee 48: Electrical connectors and mechanical structures for electrical and electronic equipment. It is an International Standard.

The text of this International Standard is based on the following documents:

FDIS	Report on voting
48B/2875/FDIS	48B/2886/RVD

Full information on the voting for its approval can be found in the report on voting indicated in the above table.

The language used for the development of this International Standard is English.

This document was drafted in accordance with ISO/IEC Directives, Part 2, and developed in accordance with ISO/IEC Directives, Part 1 and ISO/IEC Directives, IEC Supplement, available at [www.iec.ch/members\\_experts/refdocs](http://www.iec.ch/members_experts/refdocs). The main document types developed by IEC are described in greater detail at [www.iec.ch/standardsdev/publications](http://www.iec.ch/standardsdev/publications).

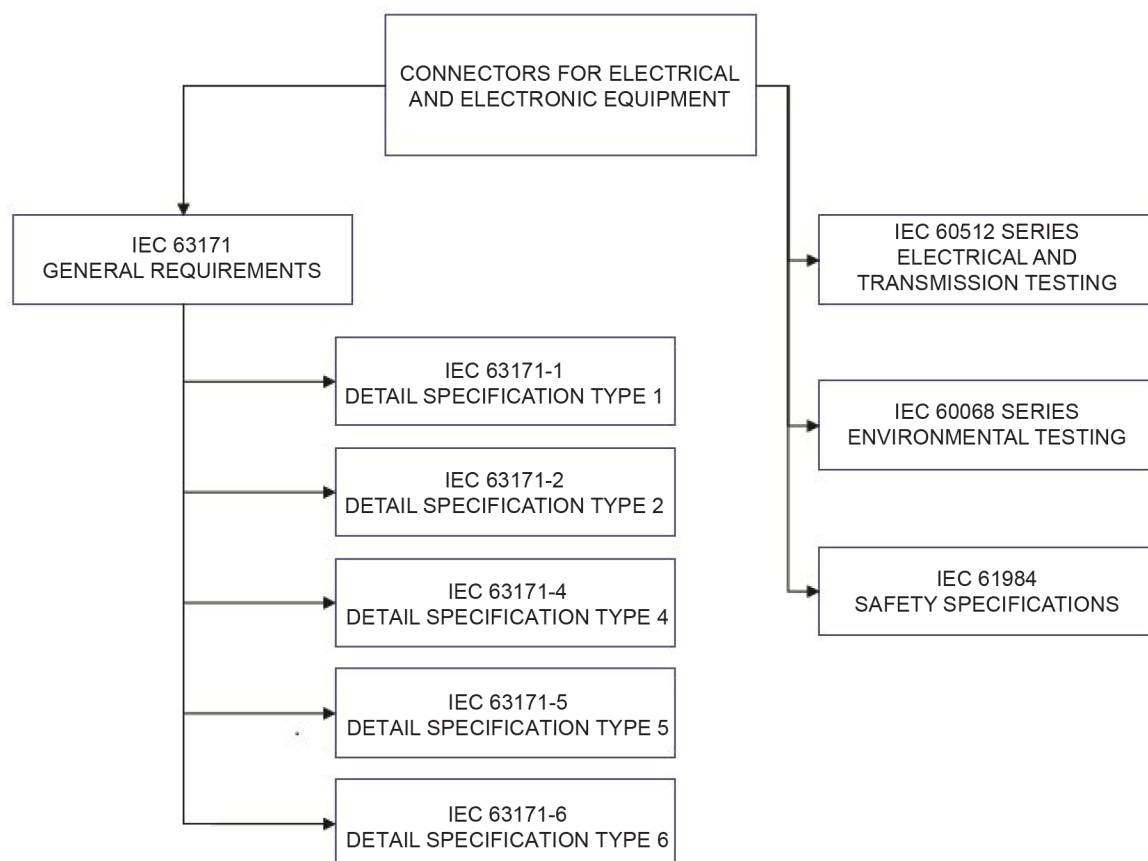
A list of all parts in the IEC 63171 series, published under the general title *Connectors for electrical and electronic equipment*, can be found on the IEC website.

The committee has decided that the contents of this document will remain unchanged until the stability date indicated on the IEC website under "<http://webstore.iec.ch>" in the data related to the specific document. At this date, the document will be

- reconfirmed,
- withdrawn,
- replaced by a revised edition, or
- amended.

## INTRODUCTION

IEC 63171 is the base specification of the whole series. Subsequent specifications do not duplicate information given in the base document, but list only additional requirements. For complete specification regarding a component of a higher number document, all lower numbered documents must be considered as well. Figure 1 shows the interrelation of the documents:

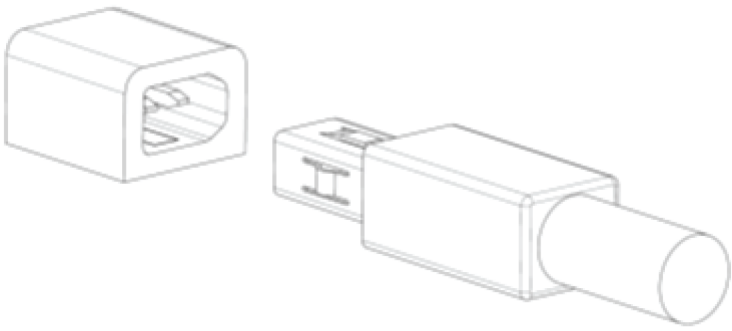
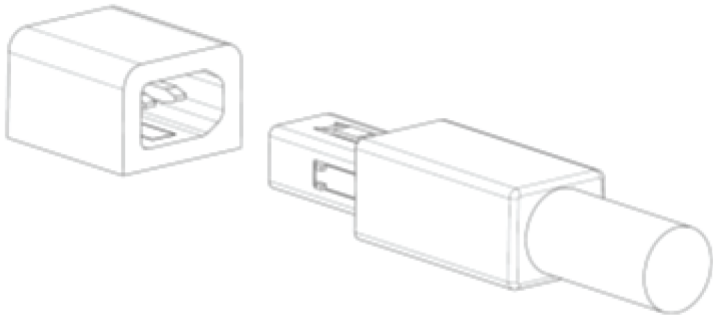
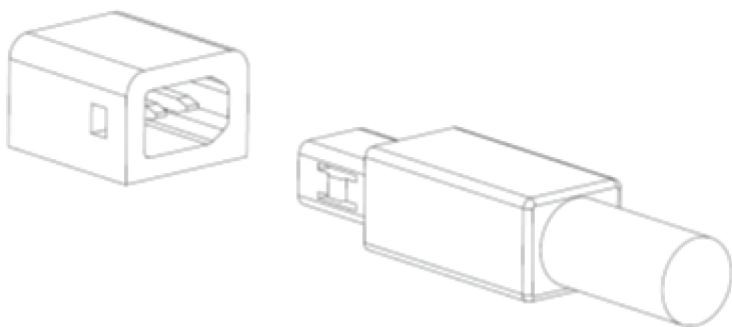
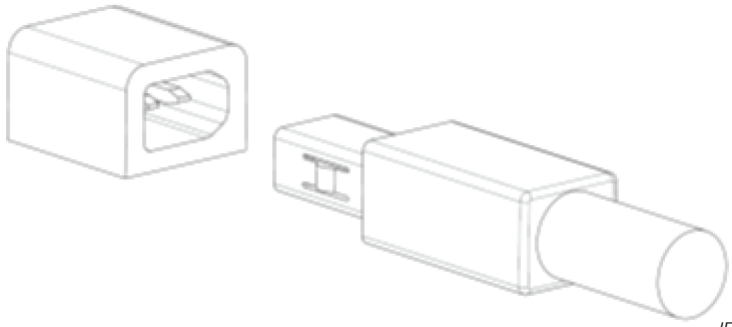


IEC

**Figure 1 – Relationships between the IEC 63171 series and their related references**

NOTE IEC 63171-1 and IEC 63171-6 contain duplicate information, which is either equal to or better than the minimum requirements of IEC 63171; such duplicate information is due to be removed in later editions.

This document refers to International Standards for test and measurement, environmental testing as well as solderless connections.

<p>IEC SC 48B – Electrical connectors</p> <p>Specification available from: IEC General secretariat or from the addresses shown on the inside cover.</p>	<p>IEC 63171-2 Ed. 1</p>
 <p style="text-align: right;"><i>IEC</i></p>	<p>Shielded connector with snap-in mechanism</p>
 <p style="text-align: right;"><i>IEC</i></p>	<p>Shielded connector with locking device</p>
 <p style="text-align: right;"><i>IEC</i></p>	<p>Unshielded connector with snap-in mechanism</p>
 <p style="text-align: right;"><i>IEC</i></p>	<p>Unshielded connector with locking device</p>

## CONNECTORS FOR ELECTRICAL AND ELECTRONIC EQUIPMENT –

### **Part 2: Detail specification for 2-way, shielded or unshielded, free and fixed connectors: mechanical mating information, pin assignment and additional requirements for type 2**

## **1 Scope**

This part of IEC 63171 covers 2-way, shielded or unshielded, free and fixed connectors for data transmission up to 600 MHz, with current-carrying capacity, known as Type 2. It specifies the common dimensions, mechanical, electrical and transmission characteristics and environmental requirements as well as test specifications respectively.

The form factor of these connectors allows their use for cable sharing with already installed TO's for structured cabling.

NOTE The overall performance of the transmission channel in such case has to be evaluated.

Intermateable and interoperable versions for circular connector for sealed applications including this connector are described in IEC 63171-5.

The shielded and unshielded connectors are interoperable for their internal transmission performance and can be exchanged. The shielded version has improved alien crosstalk and coupling attenuation properties.

## **2 Normative references**

The following documents are referred to in the text in such a way that some or all of their content constitutes requirements of this document. For dated references, only the edition cited applies. For undated references, the latest edition of the referenced document (including any amendments) applies.

IEC 60050-581, *International Electrotechnical Vocabulary (IEV) – Part 581: Electromechanical components for electronic equipment*

IEC 60512-1, *Connectors for electrical and electronic equipment – Tests and measurements – Part 1: Generic specification*

IEC 60512-28-100, *Connectors for electrical and electronic equipment – Tests and measurements – Part 28-100: Signal integrity tests up to 2 000 MHz – Tests 28a to 28g*

IEC 60664-1, *Insulation coordination for equipment within low-voltage supply systems – Part 1: Principles, requirements and tests*

IEC TR 63040, *Guidance on clearances and creepage distances in particular for distances equal to or less than 2 mm – Test results of research on influencing parameters*

IEC 63171, *Connectors for electrical and electronic equipment – Shielded or unshielded, free and fixed connectors for balanced single-pair data transmission with current carrying capacity: General requirements and tests*<sup>1</sup>

IEC 63171-5, *Connectors for electrical and electronic equipment – Part 5: Detail specification for 2-way, shielded or unshielded, free and fixed connectors: mechanical mating information, pin assignment and additional requirements for type 5*<sup>2</sup>

ISO/IEC 11801-1, *Information technology – Generic cabling for customer premises – Part 1: General requirements*

---

<sup>1</sup> Under preparation. Stage at the time of publication: IEC/RFDIS 63171:2020.

<sup>2</sup> Under preparation. Stage at the time of publication: IEC/PRVC 63171-5:2020.